



YACHTS LINE

YACHTS LINE

388 GTS

388 GTC elevates design to its highest style. The vessel has been strategically designed to have full functionality and provides privileged spaces for exciting onboard moments. The bow is the apex of this model, with robust and attractive upholstery, housing three people while sailing comfortably and safely.



LIFE'S SUNNY SIDE

THE PERFECT SPACE TO BREATHE OUTDOORS AND ENJOY THE SUNSET. THE SIDE PASSAGE GIVES ACCESS TO THE BEST MOMENTS IN THE BOW SOLARIUM.





AN INVITATION TO GOOD TIMES

A LARGE FUNCTIONAL SPACE FULL OF POSSIBILITIES FOR YOUR BATHING AND LEISURE MOMENTS. THE AFT PLATFORM IS SUBMERSIBLE AND HAS A GOURMET AREA AS A STANDARD FEATURE, A FOLDING SOLARIUM AND THE POSSIBILITY OF TWO STOOLS, OFFERING EVEN MORE CONVENIENCE AND COMFORT.



ENJOY ALL SEASONS

TURN YOUR PRECIOUS SECONDS INTO AN UNFORGETTABLE JOURNEY ON BOARD. THE BOAT'S VERSATILITY FITS ANY DAY SO YOU CAN EXPERIENCE MOMENTS LIKE NEVER BEFORE.



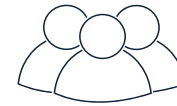


PANORAMIC VIEW
IN ADDITION TO GUARANTEEING FULL VISION FOR NAVIGATION IN THE COCKPIT, THE LARGE WINDOWS NATURALLY ILLUMINATE THE INTERIOR, INTENSIFYING THE FEELING OF OPEN SEA

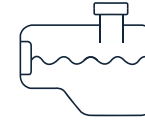




YACHTS LINE



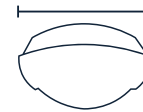
15/4 Passengers
Capacity



Fuel Capacity
2x 63,4 gal



Hull Length
38 ft



Beam
11,5 ft




Cabin
6,23 ft



Water Capacity
46,23 gal



Approximate Weight
14330 lb



2x 300HP MIN
2x 350 HP MAX

YACHTS LINE

F 420 GRAN COUPE

The F420 Gran Coupe is a true mansion on the water. With modern lines and authentic features, it transmits strength and technology combined with exclusive finishes and an excellent cockpit space. It is a perfect boat to enjoy the freedom and beauties of nature with family and friends.

- Natural lighting at the cabin;
- Electric Hard Top;
- Well-planned cockpit with great area for circulation;
- Sporty, open concept design;
- Safe navigation at the bow.





THE ESSENCE OF YOUR LEISURE TIME

TO SHARE DELICIOUS MOMENTS, COUNT ON A GOURMET AREA THAT IS COMPLETE WITH EVERYTHING YOU NEED TO PREPARE DELICIOUS MEALS, INCLUDING A BARBECUE GRILL, FRIDGE AND SINK, IN ADDITION TO THE OPTION OF INSTALLING A LARGE SUBMERSIBLE PLATFORM.



WITH AN EXCELLENT USE OF SPACE, THE COCKPIT HAS A CENTRAL TABLE, LARGE SOFA, ANATOMICAL CHAISE, IN ADDITION TO A REFRIGERATOR, ACRYLIC BAR AND EVERYTHING ELSE YOU NEED IN A FUNCTIONAL, VERSATILE AND ELEGANT ENVIRONMENT.



ALL THE COMFORT AND WARMTH OF A REAL HOME

A COMPLETE CABIN, WITH COZY SPACE AND
ABUNDANT NATURAL LIGHT, INCLUDING A LIVING
ROOM, PLANNED KITCHEN, LARGE BATHROOM.
OVERNIGHT CAPACITY IS 4 PEOPLE IN A MIDSHIP
ROOM AND A SUITE.





ENJOY THE ENERGY OF THE SUN

AT THE BOW, FIND AN EXTREMELY RELAXING, COMFORTABLE SPACE WITH A FOLDING CHAISE THAT BRINGS MORE VERSATILITY TO YOUR MOMENTS.

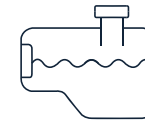




YACHTS LINE



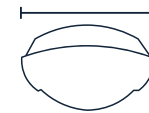
14/4 Passengers
Capacity



Fuel Capacity
2x **103 gal**



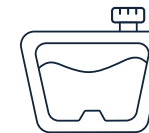
Hull Length
42 ft



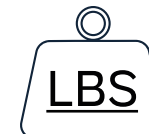
Beam
12,5 ft



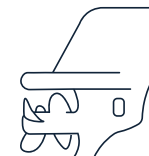
Cabin
6,2 ft



Water Capacity
79,25 gal



Approximate Weight
16137 lb



2x **350HP** MIN
2x **380 HP** MAX

