



CRUISER LINE


CRUISER LINE

300 GTS

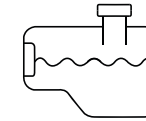
Experience next-level boating with the 300 GTS, a 30-foot vessel that combines power, style, and luxury. Equipped optionally with a stern-drive engine, it delivers responsive handling and smooth performance. The thoughtfully designed cabin provides a refined retreat, while the sleek exterior lines make a bold statement on the water.



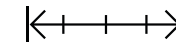
CRUISER LINE



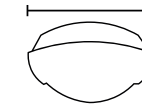
12/4 Passengers Capacity



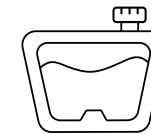
Fuel Capacity
100 gal




Hull Length
29,8 ft



Beam
9,19 ft



Water Capacity
14,5 gal



Approximate Weight
6393 lbs



1x **300 HP** MIN
1x **380 HP** MAX